

## Entrepreneurship statistics

Data based on Statistics Finland's 2022–2023 information



Finland is a country of small businesses

There are **443 731** companies in Finland\*

95,5 % of companies have fewer than 10 employees.

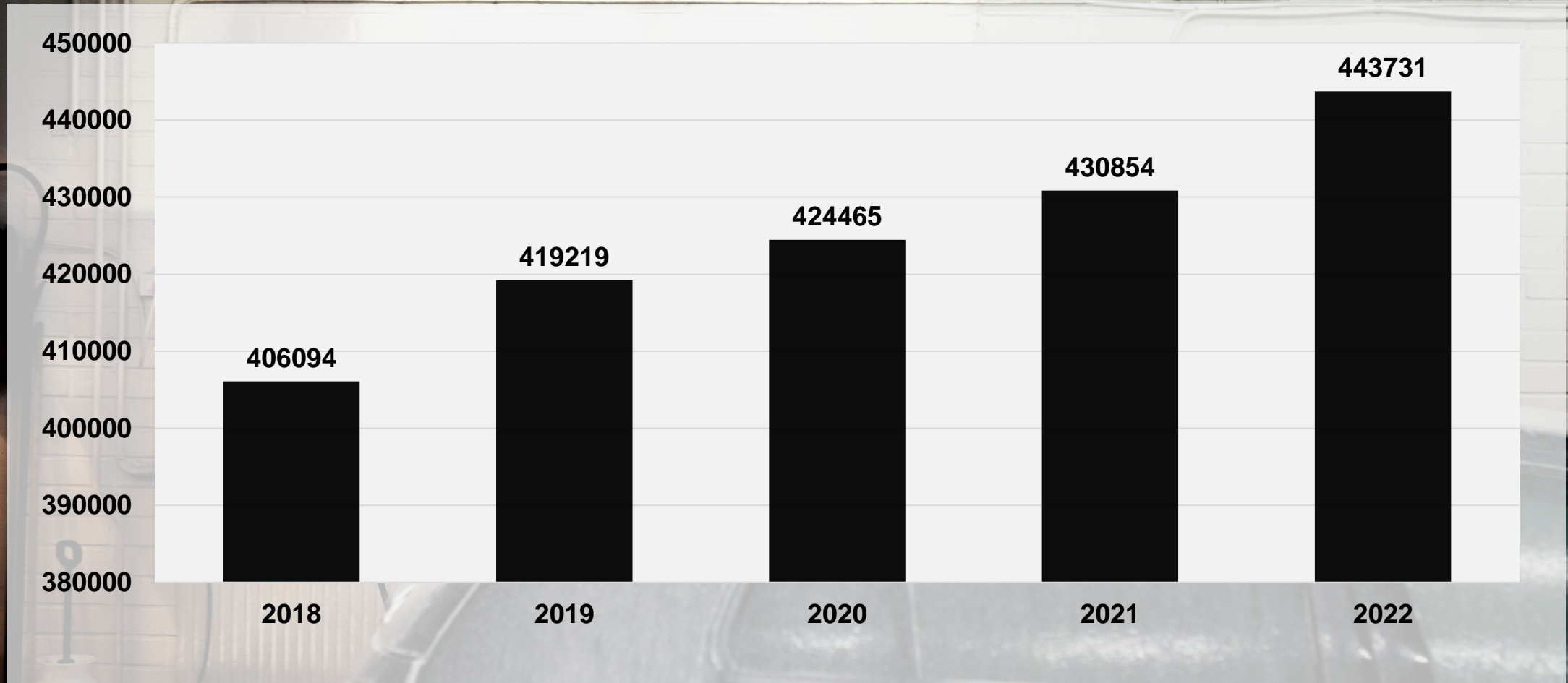
Only 0.2 % of Finnish companies are large enterprises.

Single-person businesses account for 70 % of business owners

Women account for 35 % of business owners

1 451 696 million people work in Finnish businesses.

# Number of business owners 2018–2022



Source: Statistics Finland 2022, Businesses' structural and financial statement statistics, excluding agriculture, forestry and fishery.

## Entrepreneurs support exports

### Businesses' turnover abroad, % of SMEs

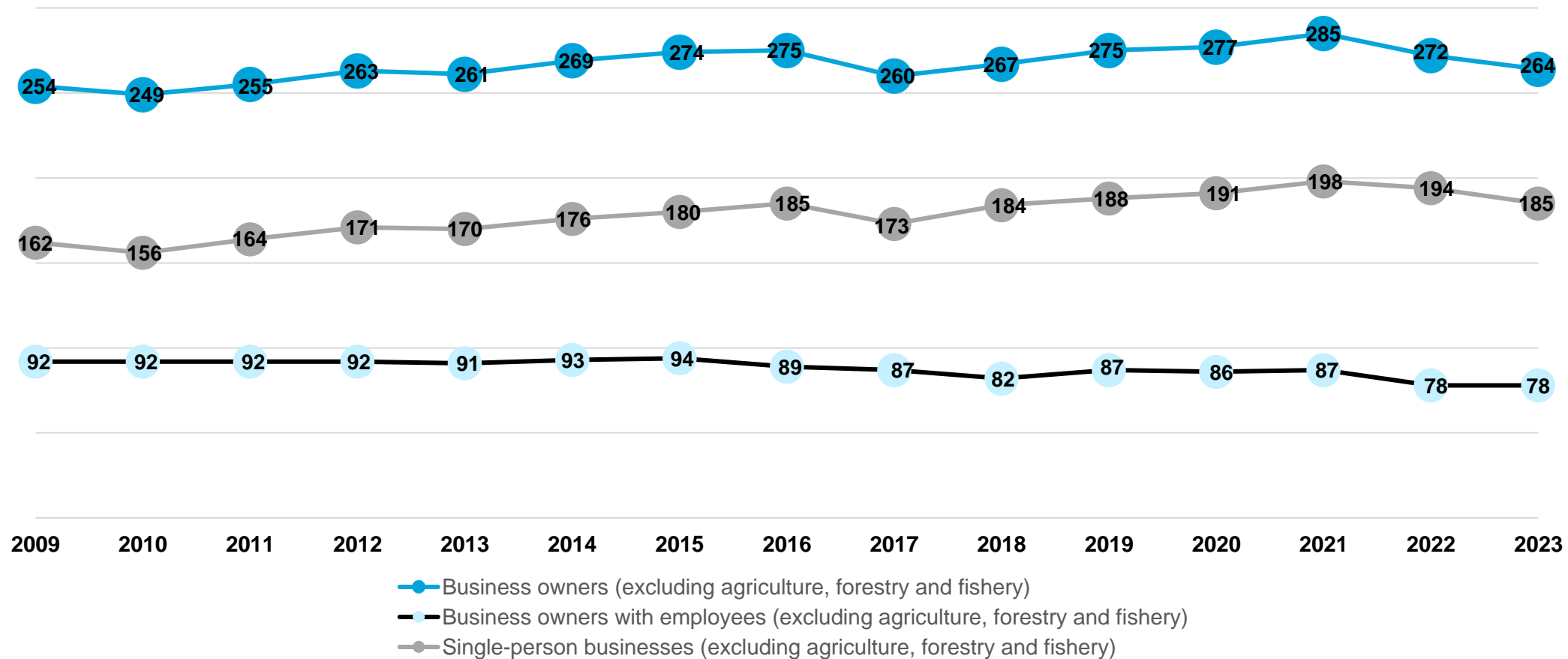
Export or business abroad	All businesses	Industry	Construction	Trade	Services
	20	45	12	26	17

### Forms of export or business operations in companies that export or have operations abroad\*

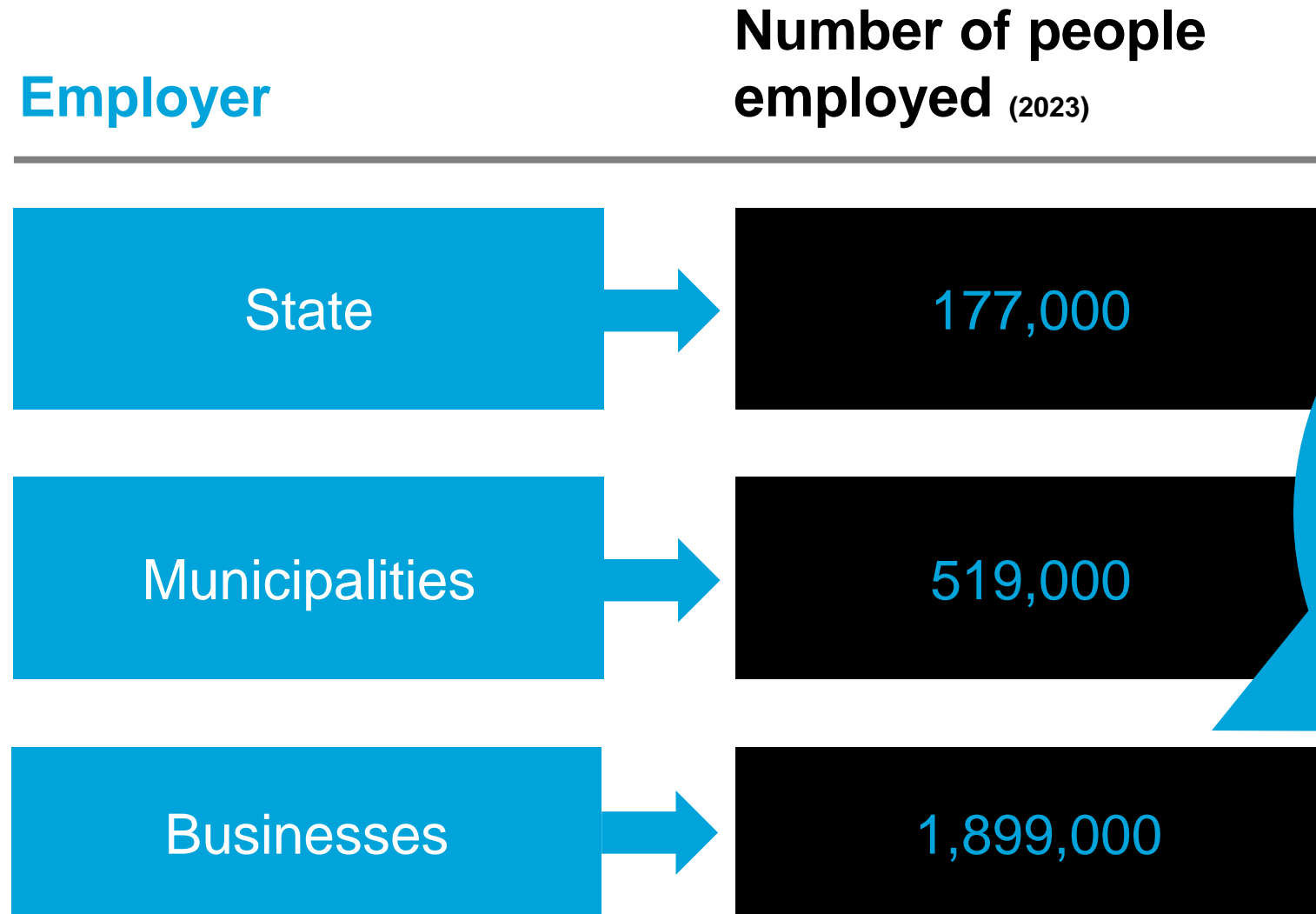
	All businesses	Industry	Construction	Trade	Services
Direct goods export	44	85	32	68	21
Direct services export	35	15	32	11	55
Licensing or franchising operations	5	2	0	6	6
Salary or contract manufacturing	6	4	3	11	6
Foreign joint venture or subsidiary	11	10	21	15	8
Other	22	11	31	17	26

*\*Respondents could choose more than one option.*

## Number of business owners, business owners with employees, and single-person businesses 2009–2023



## Businesses are **the biggest** employers



Businesses provide a significant share of employment. That is why it is important that businesses enjoy a favourable environment in all municipalities.

# Businesses and labour market policy

About 3,000–5,000 companies have shop stewards, which gives greater freedoms for agreement.

## Normally binding field

- Approx. 20,000 companies
- Average 45 employees each
- Total approx. 900,000 employees

Restrictions in about 50 pieces of legislation affect this field.

## Generally binding field

- Approx. 50,000 companies
- Average 5 employees each
- Total approx. 250,000 employees

Only a few companies bound by generally binding collective bargaining agreements use the shop steward system.

Collective bargaining agreements affect different sectors in different ways.

There is hardly any flexibility, because labour legislation is mandatory.

## “Free field”

- \* Approx. 20,000 companies
- \* Average 11 employees each
- \* Total approx. 220,000 employees

Collective bargaining agreements do not apply to these companies.

# Company structure in Finland 2022

**SMALL ENTERPRISES** (10–49 FTEs)

16,011 **3.6%**

**MEDIUM ENTERPRISES** (50–249 FTEs)

3 105 **0.7%**

**LARGE ENTERPRISES** (250+ FTEs)

667 **0.2%**

**MICRO ENTERPRISES** (1–9 FTEs)

423,948 **95,5%**

Total **443 731** companies

Source: Statistics Finland 2022, Businesses' structural and financial statement statistics, excluding agriculture, forestry and fishery.



# Turnover in companies of different sizes in 2022

**SMALL ENTERPRISES** (10–49 FTEs)

**16.5%** €91 bn

**MEDIUM ENTERPRISES** (50–249 FTEs)

**20.3%** €112 bn

**LARGE ENTERPRISES** (250+ FTEs)

**45.8%** €253 bn

**MICRO ENTERPRISES** (1–9 FTEs)

**17.5%** €97 bn

Total **€553 bn**

Source: Statistics Finland 2022, Businesses' structural and financial statement statistics, excluding agriculture, forestry and fishery.

# Staff in companies of different sizes in 2022

**SMALL ENTERPRISES** (10–49 FTEs)

21.9% **318,442**

**MEDIUM ENTERPRISES** (50–249 FTEs)

20.5% **296,732**

**LARGE ENTERPRISES** (250+ FTEs)

36.9% **535,981**

**MICRO ENTERPRISES** (1–9 FTEs)

20.7% **300,541**

Total: **1,451,696** persons

*Source: Statistics Finland 2022, Businesses' structural and financial statement statistics, excluding agriculture, forestry and fishery.*

**PROMOTING**  

---

**ENTREPRENEURSHIP**  

---