

## Entrepreneurship statistics

Data based on Statistics Finland's 2023 information



Finland is a country of small businesses

There are **455 265** companies in Finland\*

580,048 companies in Finland in total (including agriculture, forestry, and fisheries)

95.7 % of companies have fewer than 10 employees.

Only 0.1 % of Finnish companies are large enterprises.

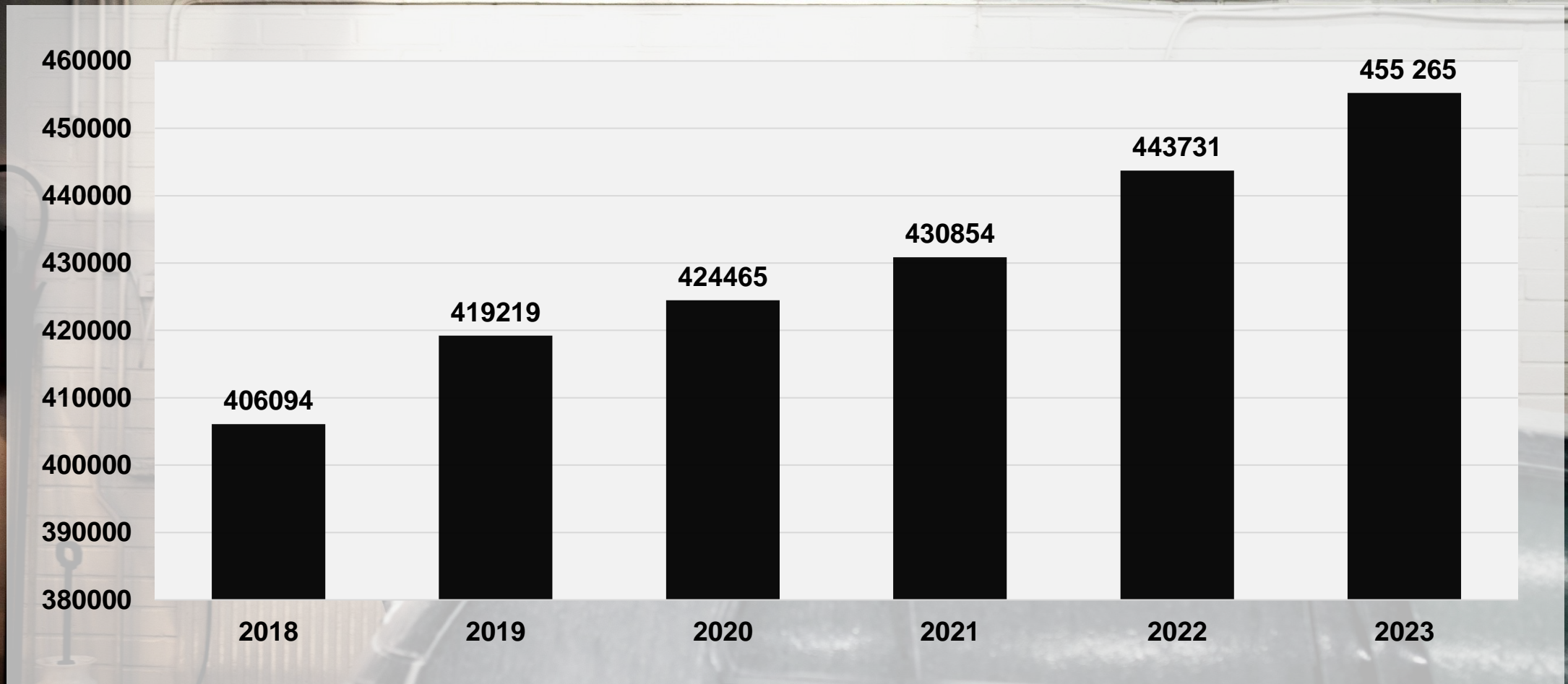
Single-person businesses account for 72 % of business owners

Women account for 33 % of business owners

1 466 522 people work in Finnish businesses.



# Number of business owners 2018–2023



Source: Statistics Finland 2023, Businesses' structural and financial statement statistics, excluding agriculture, forestry and fishery.

## Entrepreneurs support exports

### Businesses' turnover abroad, % of SMEs

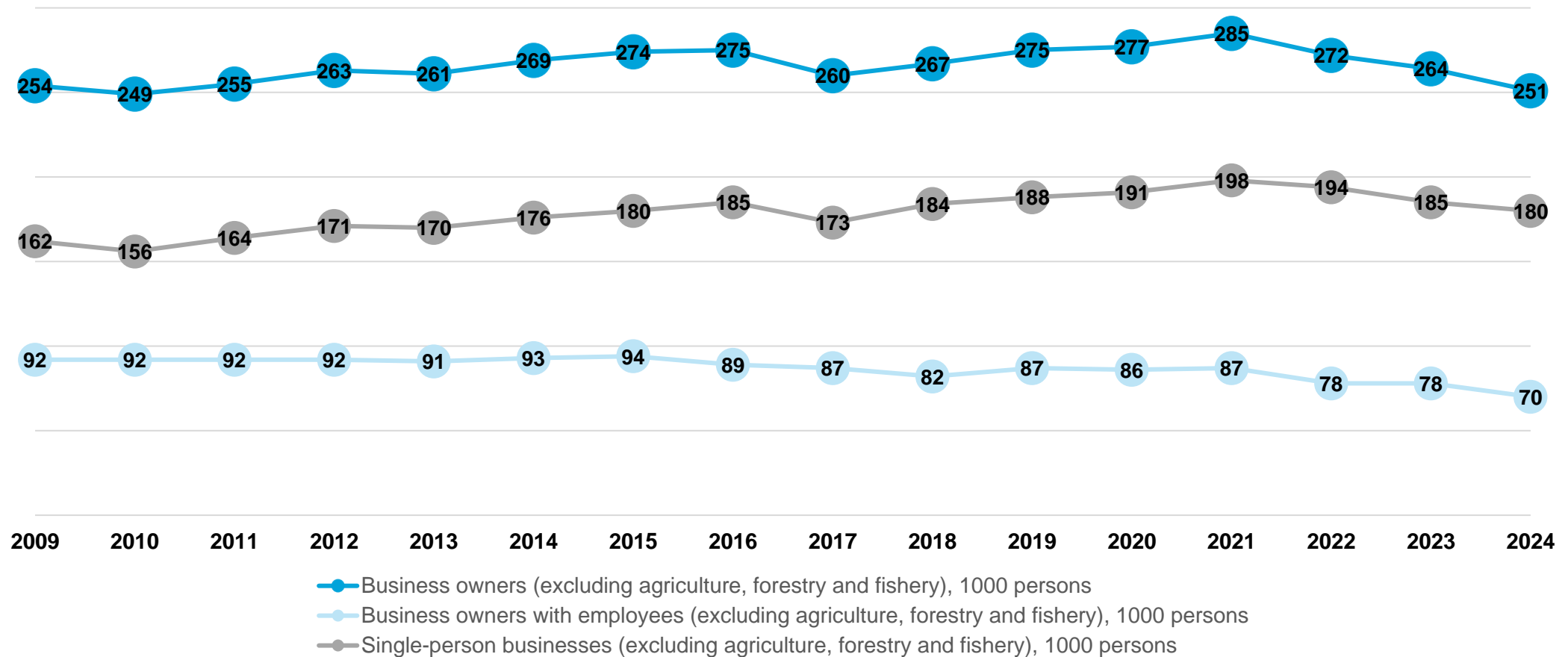
Export or business abroad	All businesses	Industry	Construction	Trade	Services
	24	45	7	27	24

### Forms of export or business operations in companies that export or have operations abroad\*

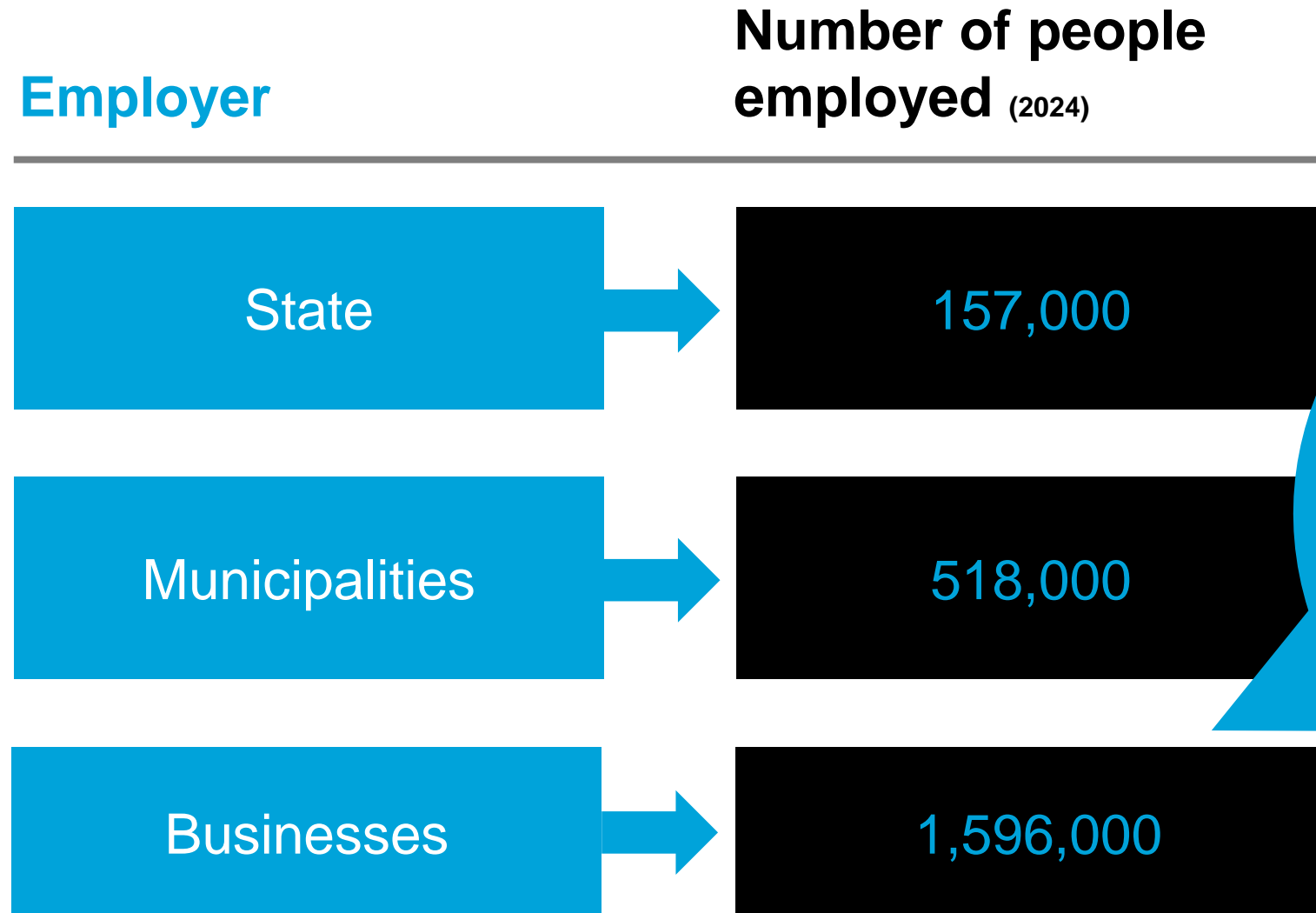
	All businesses	Industry	Construction	Trade	Services
Direct goods export	36	82	43	60	15
Direct services export	42	18	24	14	59
Licensing or franchising operations	4	1	7	2	5
Salary or contract manufacturing	5	5	10	12	3
Foreign joint venture or subsidiary	11	13	10	16	9
Other	22	8	33	18	26

*\*Respondents could choose more than one option.*

## Number of business owners, business owners with employees, and single-person businesses 2009–2024



## Businesses are **the biggest** employers



Businesses provide a significant share of employment. That is why it is important that businesses enjoy a favourable environment in all municipalities.

# Company structure in Finland 2023

**SMALL ENTERPRISES** (10–49 FTEs)

15,899 **3.5%**

**MEDIUM ENTERPRISES** (50–249 FTEs)

3 108 **0.7%**

**LARGE ENTERPRISES** (250+ FTEs)

682 **0.1%**

**MICRO ENTERPRISES** (1–9 FTEs)

435,576 **95,7%**

Total **455 265** companies

Source: Statistics Finland 2023, Businesses' structural and financial statement statistics, excluding agriculture, forestry and fishery.

# Turnover in companies of different sizes in 2023

**SMALL ENTERPRISES** (10–49 FTEs)

**16.7%** €90 bn

**MEDIUM ENTERPRISES** (50–249 FTEs)

**19.7%** €106 bn

**LARGE ENTERPRISES** (250+ FTEs)

**46.1%** €249 bn

**MICRO ENTERPRISES** (1–9 FTEs)

**17.6%** €95 bn

Total **€541 bn**

Source: Statistics Finland 2023, Businesses' structural and financial statement statistics, excluding agriculture, forestry and fishery.



# Staff in companies of different sizes in 2023

**SMALL ENTERPRISES** (10–49 FTEs)

21.6% **317,436**

**MEDIUM ENTERPRISES** (50–249 FTEs)

20.3% **297,906**

**LARGE ENTERPRISES** (250+ FTEs)

37.6% **551,829**

**MICRO ENTERPRISES** (1–9 FTEs)

20.4% **299,351**

Total: **1,466,522** persons

Source: Statistics Finland 2023, Businesses' structural and financial statement statistics, excluding agriculture, forestry and fishery.

**PROMOTING**  

---

**ENTREPRENEURSHIP**  

---